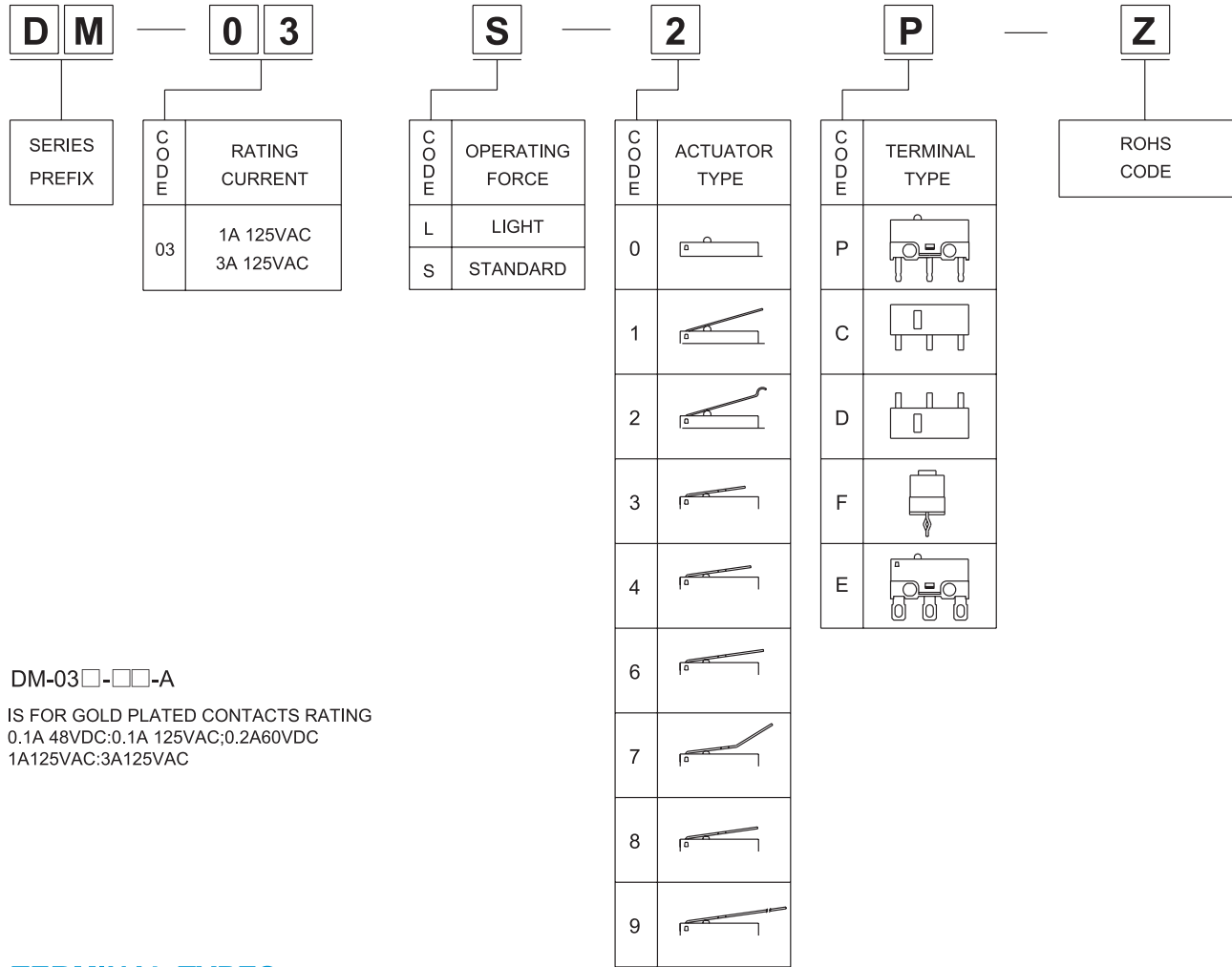


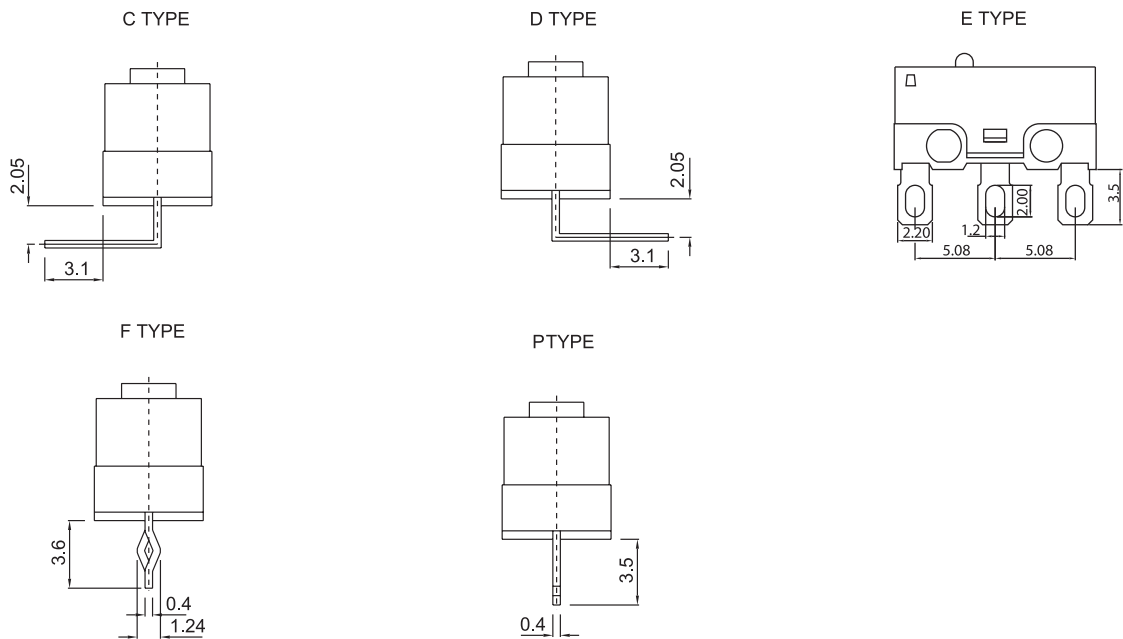
ORDERING INFORMATION



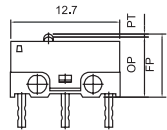
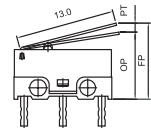
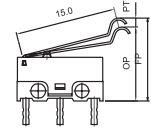
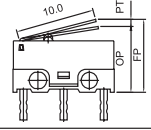
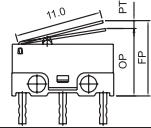
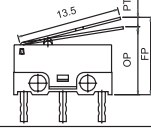
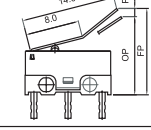
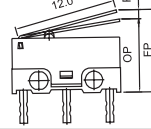
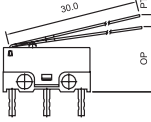
DM-03□-□□-A
 IS FOR GOLD PLATED CONTACTS RATING
 0.1A 48VDC:0.1A 125VAC;0.2A60VDC
 1A125VAC:3A125VAC

TERMINAL TYPES

PCB TERMINAL



ORDERING CHARACTERISTICS

SWITCH TYPE	PART SUFFIX	OF MAX. (gf)	OP (mm)	PT Max. (mm)	OT Min. (mm)	MD Max. (mm)	FP Max. (mm)	RF Min. (gf)	
DM-03□-0□-Z		L	90	7.0±0.3	1.3	0.2	0.3	8.0	15
		S	150						20
DM-03□-1□-Z		L	30	8.4±0.8	3.4	0.6	1.3	11.0	5
		S	50						8
DM-03□-2□-Z		L	27	10.5±0.8	3.8	0.6	1.5	13.5	4
		S	45						7
DM-03□-3□-Z		L	40	7.9±0.8	3.4	0.6	1.0	10.5	6
		S	70						10
DM-03□-4□-Z		L	36	8.1±0.8	3.4	0.6	1.1	10.7	5
		S	65						9
DM-03□-6□-Z		L	29	8.5±0.8	3.5	0.7	1.4	11.2	4
		S	50						7
DM-03□-7□-Z		L	29	11.3±1.0	3.7	0.3	1.4	14.0	4
		S	50						7
DM-03□-8□-Z		L	33	8.2±0.8	3.4	0.5	1.2	10.8	5
		S	60						8
DM-03□-9□-Z		L	15	10.79±2.1	10.1	0.9	3.0	16.9	2
		S	22	8.9±2.1					3

THE SELECTION OF RATING & FORCE

MODEL	RATING	L	S
DM	0.1A 0.2A	*	*
	3A	*	*